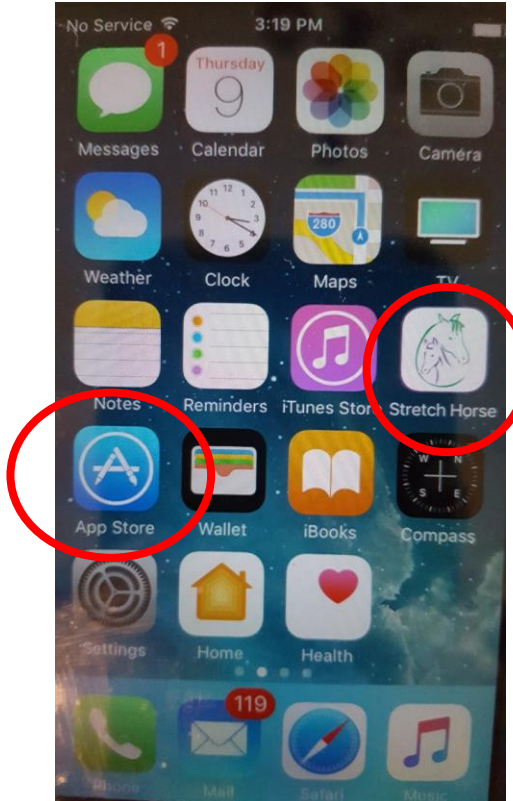


STEP BY STEP PURCHASE PROCESS FOR iPHONES FROM THE APPLE APP STORE



Need Help Purchasing the Stretch Your Horse (SYH) App? No Problem!

**We will walk through the quick and easy purchase
process for iPhones in the Apple App Store.**

**NOTE: Purchases must be done on your phone
(not your laptop.)**



Before We Start....

Please be sure you have the following information handy:


1) The Apple ID (email and password) you used to set up your iTunes account on your iPhone.

- Not sure if you have an Apple ID? Tap on the Settings icon (gray gear icon) on your phone screen. Then tap on your name (top of screen). Your Apple ID (email) will appear if you have one. You will need your password for that email address.

Need to reset your password?

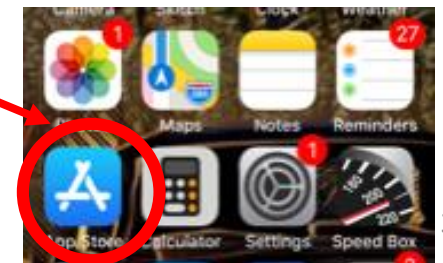
Go to: <https://appleid.apple.com/#!/&page=signin>

Then, click on forgot Apple ID or Password and follow the steps.



2) Your credit card (easiest way to pay) or PayPal information

NOTE: Never set up an Apple ID? Tap on the App Store icon (white A on blue background) and get a free App. (Type in Free App in search bar and select one.) In the process of getting that App, forms will appear to set up your Apple ID and enter a payment method.



Let's Get the Stretch Your Horse App!

NOTE: Each **iPhone** model (6, 7, 8, 8+, 9 etc.) has slightly differing screens and ID and payment verification order. Your phone screen and process may be slightly different than shown. Don't hesitate to contact us at Support@StretchYourHorse.com if you need help!

1. Tap on the App Store icon on your phone screen.

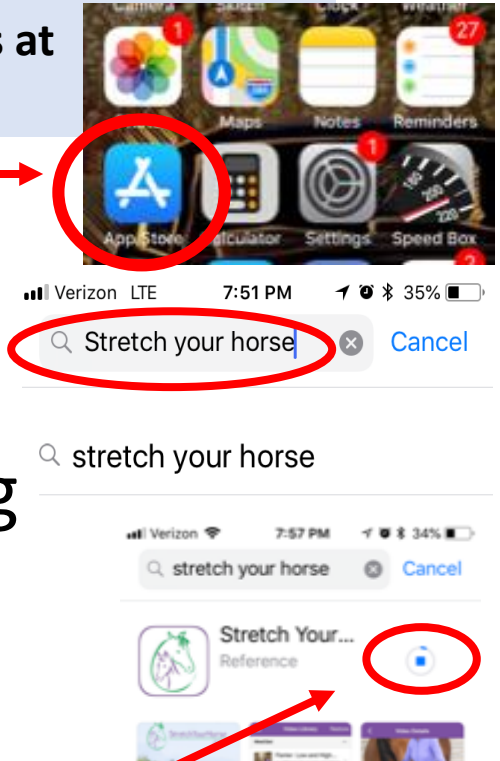
2. Tap on the gray search bar. Type in Stretch Your Horse. Tap enter on your keyboard.

**You may have to tap on the search magnifying glass on the lower right corner of your screen to bring up the search bar on some iPhones. **

3. Tap on the white and blue price button


4. You will be asked to enter your Apple ID (email and password) or fingerprint ID. Then, the SYH App will start to download. You will see a blue square and circle.

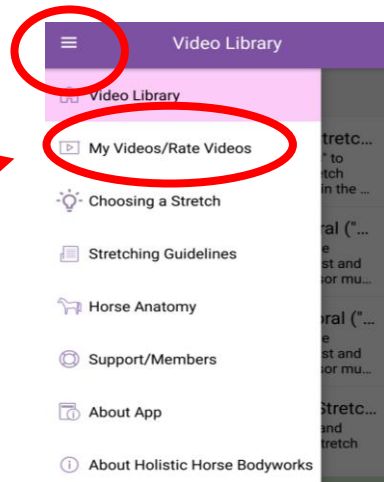
** You will be asked to verify your payment method. Have your credit card or PayPal info handy!!



Getting the Stretch Your Horse App (con't)

5. Once complete, tap on the “open” button. Fill out the quick one-time registration form, and tap submit at the bottom.
6. The SYH App home screen will appear. Tap on the green Browse Video Library button. Voila!

Congrats on your purchase! The SYH icon  automatically appears on your phone screen.



NOTE: If you go to the menu bar (top left), and Tap on My Videos, you will see 3 free videos. You can download those right away! You must download and view video #1, Intro to Horse Stretching, prior to viewing any other video. This helps ensure your horse gets the maximum benefit from each stretch, and you both remain safe!

Have Any Questions?

Contact:
Support@StretchYourHorse.com

